

# RIDX™ AIV Ag Test Kit

**Avian influenza (AI)** refers to the disease caused by infection with avian influenza Type A viruses. These viruses occur naturally among wild aquatic birds worldwide and can infect domestic poultry and other bird and animal species.

RIDX™ AIV Ag Test Kit is a diagnostic reagent that can quickly and easily detect AIV antigens in avian feces within 15 minutes after dropping the sample.

Principal: Chromatographic immunoassay for the qualitative test  
Specimen: Avian stool or rectum

## Components

- AIV Ag test device (30 tests)
- Sample dilution buffer (30 vials)
- Disposable swab (30 ea)
- Dropper cap with sample filter (30 ea)



## Features


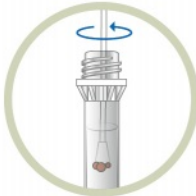
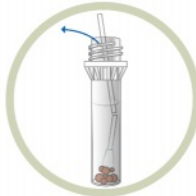


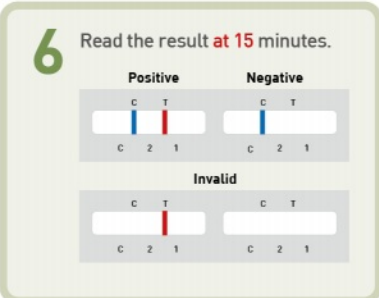
**Clinical Sensitivity** 100% (viral conc.  $\geq 10^{4.0}$  EID<sub>50</sub>/ml) vs. PCR

**Clinical Specificity** 99.5% (206/207) vs. *in-ovo* injection method

**Limit of Detection**  $1 \times 10^{4.3}$  EID<sub>50</sub>/ml (H5N2),  $0.5 \times 10^{3.0}$  EID<sub>50</sub>/ml (H5N8 & H5N6)

**No Cross-reactivity** with other avian pathogen (IBV, IBDV, *M. gallisepticum*, *M. synoviae*)

## Test Procedure

- Using a swab to collect diarrhea samples or diarrhea feces in the anus. 
- Put the swab into the sample dilution buffer and stir the sample with the swab. 
- Break the head of the cotton swab and discard the rod. 
- Close the lid of the dropper cap with filter. 
- Add 4 drops of the sample solution into the sample hole on the device. 
- Read the result at 15 minutes. 

Positive			Negative		
C	T		C	T	
Blue line	Red line		Blue line		
C	2	1	C	2	1

Invalid					
C	T		C	T	
	Red line				
C	2	1	C	2	1

CAT No.	Description	LIC No.	Type	Package size
LGM-YAG-01	AIV Ag Test Kit	300-023	LFA*	30 Tests/Kit

\* LFA : Lateral flow assay